

Thank you for purchasing a TON product. The mission of TON is to make products that meet the highest demands for design, quality and functionality. This is also documented by numerous awards our products won on domestic as well as foreign markets.

Our product development and manufacture are based on principles of the original manufacturing technology of manual bending, tested by years of tradition and enhanced with the newest knowledge in the areas of design and other manufacturing technologies. Every product undergoes a specific stress test in compliance with European standard EN 16139 Furniture – Strength, Durability and Safety. Most of our products are made of natural materials such as wood, cane weave, leather, wool, cotton etc. The natural origin of our products is manifested by colour alterations, growth defects of wood or leather, changes in wood texture or micro cracks, folds or waves in leather and fabrics. These are no defects, rather the contrary. Every TON product is an original unique piece of furniture made by human hands. You can be sure that no one else will have the same TON chair as you.

Regular professional care extends the life of any product, thus increasing your satisfaction with its use. Let us inform you how to best use TON products and how to take care of them.

Ambient environment

Just like people are harmed by extreme environmental effects, so is furniture made of natural materials. Non-standard relative humidity (lower than 40 % or, on the other hand, higher than 60 %) can negatively affect the product, causing shape deformation, damage to the upholstery or cane. If the product is exposed to direct sunshine or another heat source (fireplace, stove, heating radiator etc.), its colour may change, its wooden, cane or leather parts may crack etc. This is a common phenomenon that occurs commonly in the natural environment you live in. Surroundings include also claws of your pets, metal parts of clothes and hard seams, kitchen knives and other sharp objects which, when used without proper attention, may cause scratches and other damage to the surface of wood or leather, tears in a fabric or cane weave etc.

Wooden parts

Every piece of wood has its unique character and texture, which means that there are no two absolutely identical products and that identical appearance of two table tops and additional panels cannot be guaranteed. Also knots and pith rays are common features of naturally growing material. Our products may contain small healthy knots which document the natural origin of the material.

The very structure of wood and its processing is a cause of different reactions of the individual parts to dyes and finishing materials. Steaming causes the characteristic pinkish colour of beech wood, which may mainly be seen in the light-stained shades. Steaming also changes wood properties of veneer, therefore veneers and solid wood react differently to dyeing, staining and finishing materials. UV radiation may cause colour differences between solid wood and veneered parts of the same product. Also dye oxidation caused by UV radiation will be different on a table top and a less frequently used or hidden insert panel. These changes cannot be subject to claim.

Wood as a natural material constantly breathes and reacts to the ambient environment. As a result, micro cracks may appear in the lacquer or the wood texture may slightly surface in the course of life of the wooden product. Liquids act negatively on the surface, soaking through may cause stains or glass bottom prints. Therefore, all spilled liquids should be wiped dry immediately. Lacquered or oiled surface can also change colour or get damaged by placing a hot pot on the table top. This unwanted effect may be prevented by careful handling and use of insulating mats under hot pots or bowls.

Another natural reaction to the environment is colour change in products with manually bent wooden parts. For this reason, a dimension tolerance of ± 2 cm is defined for the leg spacing of every bent furniture product. The bent parts may also be stressed by transport, which may result in slight wobble of the product. This is not a product defect, as this condition is remedied by sitting on it. Tolerance of ± 3 mm is defined for solid wood table tops to account for environmental effects. This tolerance also applies to the table top

connection to the additional folding panel. Spontaneous sag of separate table tops is prevented by a milled-in metal bar on the bottom side supplied from the dimensions over 50 cm.

Treatment of lacquered tops

Lacquered surface finish does not usually require special maintenance. Dust wooden parts of the product with a soft, clean and dry duster of lint-free material (cotton, linen, buckskin). When dusting the furniture, do not press hard on the duster to avoid irreversible polishing of the surface. Wipe off spilled liquids immediately. Do not let large stains dry on the surface but remove them immediately with a moistened cotton cloth and then wipe the treated area dry. Cleaning and treatment with special furniture detergents is not necessary. However, if you do use them, you should follow instructions for use by their manufacturers and test them first on a less visible area.



Never use concentrates or abrasive detergents (abrasive and polishing paste, powders) as they might scratch and damage the lacquered surface. Never use furniture polish or other products containing oils or waxes on a matt surface as they would produce uneven glossy stains on the surface.

Oiled surface treatment

Oiled surface finish requires regular care and preventive careful use. Dust wooden parts of the product with a soft, clean and dry duster of lint-free material (cotton, linen). Dry spilled liquids from the surface immediately with a textile or paper towel; do not smear the liquid on the surface unnecessarily. Then wipe the surface with a well wrung out cloth in the direction of the wood fibre and dry immediately. Do not let large stains dry on the surface but remove immediately and wipe the area using the same procedure.

It is recommended to check oiled furniture regularly and treat it with a new oil layer when necessary. Wood may absorb oil unevenly during manufacturing and therefore the surface may be rougher to the touch or porous in places. The oil itself also naturally dries out. Rough and abraded spots, glossy edges, stains,



minor scratches, dirt from shoes etc. can be repaired by a new oil layer. If you use a furniture treatment set recommended by the furniture manufacturer, follow the instructions for use carefully. If you use any other commercially available product for oiled surface treatment, follow its manufacturer's instructions and test the product first on a less visible area.

Simplified work procedure description:

Sand the damaged place by even pressure with a fine sand paper in the direction of the wood fibre. Carefully remove the sanding dust from the surface. Then apply a thin even layer of oil on the surface with a sponge or a cotton cloth. After about 15 minutes, wipe excessive oil with a dry cotton cloth. The surface will dry for at least 12 hours. In case of extensive damage of the surface, repeat the procedure.

! Never use concentrates or abrasive detergents (abrasive and polishing paste, powders) as they might scratch and damage the oiled surface.

Upholstered parts

The texture of the fabrics used for furniture upholstery is different from the texture of the fabrics used for clothes and cannot be washed in most cases. Sunshine, radiant heat sources or cold dry air generated by air conditioners cause drying of the fibre, which deprives the fibres from their flexibility, firmness and colour stability. Dust and sand particles are abrasive materials damaging the fibre. Sweat, skin grease or substances contained in cosmetic products can stain the fabric surface or react with the pigments used for the fabric dyeing. These effects, unlike staining with liquids, can act unnoticed but may contribute to accelerated ageing of the material.

During upholstering or subsequent use, moderate waving or folding of the upholstery material may occur. In the course of the product use, mutual rubbing of materials against each other may cause piling on the most stressed parts of the upholstered surface. These changes are given by the properties of the upholstery material or by the used upholstery technology and cannot be subject to claim.

Light shades of fabrics, artificial or natural leathers, can be stained when in contact with other materials (non-colourfast textiles, denim, newspapers, magazines etc.). This staining, caused by chemical reactions of colour pigments, is not a sign of low quality of the upholstery materials and cannot be subject to claim.

Natural leather is a very popular upholstery material as it is soft and warm to the touch, has a pleasant characteristic smell and is wear resistant. Its quality depends on the animal's lifestyle as well as on the method of the leather processing. Minor defects originating during the animal's life, such as wrinkles, blood veins, scars, scratches etc. are regarded as permissible and are even required as an evidence of the 'genuine and unique' quality of the leather. Unacceptable defects include deep scratches, burnt marks, thin leather and processing-related defects. Small and large defects are carefully eliminated from the cutting pattern to ensure the maximum quality of the upholstery.

In case of products with removable seat or backrest parts with exchangeable upholstery, the PUR foam should be protected against liquid soaking by a cover made of a waterproof material Sanapur. This material is washable, provided with antibacterial treatment and easy to maintain.

International cleaning symbols inform about proper care of the material.

Fabric and artificial leather treatment

Remove dust regularly with a vacuum cleaner with fine suction force and then comb the surface with a soft brush in the pile direction. Wipe the fabrics from time to time with a moistened white cotton cloth or buckskin to prevent excessive drying of the fibre by dry air in the room. Dry spilled liquids from the surface immediately with a white cotton or paper towel; do not smear the liquid on the surface unnecessarily. Do not let coarse impurities dry on the surface but remove them immediately with a dull object (such as a spoon). Finer impurities can be cleaned with lukewarm water (up to 30 °C) with a non-aggressive washing detergent. Do not scrub stains but wipe them off carefully with a moistened sponge. Wipe the stains from the edge towards the centre

(or in the pile direction) to avoid making them larger. Do not press the solution to the fabric so as not to wet it excessively. Dry excessive moisture with a dry cloth again. Let the surface dry in room temperature, do not dry it in the sun, near heat sources, by hair dryers etc. Comb the dry fabric with a soft brush in the pile direction. In case of severe staining, use dry foam, an upholstery cleaner or chemical cleaner according to the symbol on the fabric. Foam shampooing should carefully follow the instructions of the detergent manufacturer. If you do not want to risk in-house cleaning or do not know how to do it, ask a specialised company.

Pilling may be removed by brushing with a fine brush. Synthetic fibre is firmer and therefore pilling may be removed by careful cutting off with scissors or by means of special blades. Never tear the pilling off the fabric by force. There is no guarantee that the pilling will not reappear after their removal.

Artificial leather is usually undemanding in maintenance. Remove dust regularly with a fine suction force of your vacuum cleaner or with a wet cotton cloth. Dry spilled liquids immediately by a dry cotton or paper towel. Do not let other stains dry on the surface but remove them from the surface immediately with lukewarm water. Wipe the surface carefully with a moistened cotton cloth and dry with a dry towel.

Natural leather treatment

Remove dust regularly with a fine suction force of your vacuum cleaner or with a wet cotton cloth. Dry spilled liquids immediately with a dry cotton or paper towel. Do not let other stains dry on the surface but remove them from the surface immediately with lukewarm water. Wipe the surface carefully with a moistened cotton cloth and dry with a dry towel. Once the leather absorbs the liquid, the staining may be irreversible! Complex leather cleaning and conservation by special leather cleaners is recommended to be done 2–4 times a year depending on the intensity of the furniture use. When using any of these cleaners, follow the manufacturer's instructions and test the product first on a less visible area.



! Never use chemical solvents or removers (acetone, benzene, trichloroethylene) or abrasive cleaning paste for fabrics, artificial and natural leathers. Never use polishes or oil- or wax-based products for artificial leather cleaning as they might produce uneven glossy stains on the surface. When cleaning, prevent contact of the detergent with the wooden parts of the product. Do not use hot water or steam cleaners to avoid damage to the upholstery material and do not expose the wooden parts to excessive moisture and heat.

Other parts

The cane in our products is purely natural. Today, ready-made cane sheets are used instead of hand-weaving. The sheets are made from the inner part of the stem of rattan liana from the forests of Southeast Asia. Before being processed, the cane sheet is moistened to become flexible and then pressed into the groove in the seat or backrest by twisted rattan strings. Drying out then results in the required tensioning of the cane. Rattan fibre as a natural material naturally frays. During processing, the cane surface is smoothed with an electric razor. Cane may crack in a dry and warm environment or by excessive pressure in one place, therefore never kneel or stand on the cane parts of the furniture.

Swivel chairs (types 503, 505, 523) swivel thanks to a simple cast iron mechanism. Swivel is always accompanied by height change, as the swivel mechanism is not connected with mechanical control in these products. Maximum unscrewing and complete disconnection of the parts is prevented by a safety lock (metal stop). Please note that products supplied before the end of 2014 are not yet equipped with the safety lock and therefore complete unscrewing (i.e. screwing over 68 cm), disconnection and fall may still occur.

Surfaces made of high-pressure laminate are extremely resistant to scratch, cigarette ash, temperatures up to 180 °C, standard liquids and alcohol. However, careful handling is always recommended. It is not recommended to expose joints and edges to long-term water effect which might damage the edge glue, lipping or chipboard.

Glass tops of our products are made of hardened safety glass highly resistant to impact and extreme temperature changes. Plate thickness and light transmittance may differ depending on the model. Even though the glass is hardened for increased safety, never sit or stand on the glass tops.

Treatment of other parts

Remove dust from the cane parts regularly with a vacuum cleaner with fine suction force or comb the surface carefully with a soft brush. Wipe the cane from time to time with a slightly moistened white cotton cloth or buckskin to prevent excessive drying of the fibre by dry air in the room and let dry naturally.

Other parts of the product may be cleaned with standard cleaning detergents designed for the particular material (plastic, metal, glass etc.). When using any of these cleaners, follow the manufacturer's instructions and test the product first on a less visible area. Severe staining may be removed with lukewarm water. Don't forget to wipe the surface dry with a soft cotton cloth. The cast iron swivel mechanism of chair types 503, 505, 523 does not need special lubrication. However, a one-time application of a very thin layer of silicone oil will do no harm.

To prevent furniture or floor material damage, it is recommended to check the glides for wear or damage regularly.

! Never use chemical solvents or removers (acetone, benzene, trichloroethylene) or abrasive cleaning paste for any other material of your product. As for laminated surface, never use polishes or oil- or wax-based products, as they might produce uneven glossy stains on the surface.

Product assembly and joint check

Follow the Assembly Instructions when assembling the purchased product. Assemble tables on a suitable soft surface. This will prevent mechanical damage to the table top. After completing the assembly, take the table out from the carton wrap and put it on legs. The table should be handled by the number of persons recommended in the Assembly Instructions.

Otherwise you might cause damage to the legs, the table top or the folding mechanism.

Regularly check and tighten all screws and bolts used for connections of the individual parts. This will increase the life and overall strength of the product. Increased clearance of the joints may result in excessive stress on parts and subsequent damage to the product.

Important information

After the end of the furniture service life treat it as waste, that is hand it over to an authorised waste disposal company for environmental disposal.








Please follow all the instructions and recommendations contained herein. Regular professional care will extend the life of your product. In addition, professional care may be required for application of warranty claims. In case of your failure to follow the abovementioned instructions and recommendations, the manufacturer takes no responsibility for potential damage caused by inappropriate use or handling of the product.

TON strives to continuously improve all its products. Therefore please note that changes of the used materials, structure or surface finish may occur at any time. This may also be connected with changes of instructions or recommendations for use of the products.







Thank you for your understanding. We wish you pleasant moments with our products.










Soft

Composition	Width	Abrasion resistance	Pilling	Self-extinguishing	Oeko-Tex	Cleaning
100% polyester	150 cm	50 000 MD	4-5	—	+	      







Softlen

Composition	Width	Abrasion resistance	Pilling	Self-extinguishing	Oeko-Tex	Cleaning
40% cotton, 20% linen, 20% polyester, 20% viscose	148 cm	41 000 MD	4	—	+	     







**Stavanger**

Composition	Width	Abrasion resistance	Pilling	Self-extinguishing	Oeko-Tex	Cleaning
100% Trevira CS	140 cm	80 000 MD	3-4	BS 5852/Crib 5	+	      

















Tana

Composition	Width	Abrasion resistance	Pilling	Self-extinguishing	Oeko-Tex	Cleaning
9% linen, 70% polyester, 21% viscose	150 cm	46 250 MD	3	—	+	     

Tes

Composition	Width	Abrasion resistance	Pilling	Self-extinguishing	Oeko-Tex	Cleaning
19% cotton, 34% polyester, 47% viscose	148 cm	27 500 MD	3-4	—	+	     

List of symbols

	Machine wash at a maximum temperature of 95 °C and normal agitation. Normal rinsing and normal spinning.		Can be tumble dried at a medium heat setting.
	Machine wash at a maximum temperature of 60 °C with reduced agitation. Rinsing in water of decreasing temperature and gentle spinning.		Do not dry in a tumble drier.
	Machine wash at a maximum temperature of 40 °C and very limited agitation. Gentle rinsing and gentle spinning. No hand wringing.		Maximum iron temperature 150 °C.
	Machine wash at a maximum temperature of 30 °C and normal agitation. Normal rinsing and normal spinning.		Maximum iron temperature 110 °C. Caution when using steam iron.
	Machine wash at a maximum temperature of 30 °C and very limited agitation. Normal rinsing and gentle spinning.		Cannot be ironed, steamed or otherwise treated with steam.
	Do not wash.		Can be dry-cleaned with tetrachlorethene (perchlorethylene) or solvents under a similar symbol with the letter F. No cleaning process restriction.
	Bleaching products releasing chlorine can be used. Use diluted cold solution only.		Can be dry-cleaned with tetrachlorethene (perchlorethylene) or solvents under a similar symbol with the letter F with limited water added, with limited agitation or with limited drying temperature.
	No bleaching products releasing chlorine can be used.		Upholstery cannot be cleaned chemically. Do not remove stains with organic solvents.

